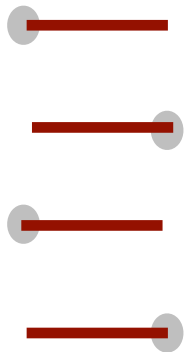
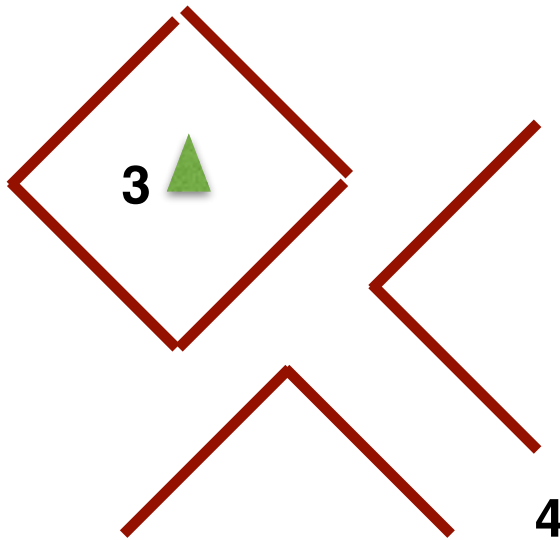
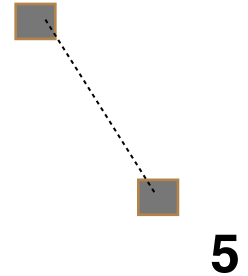



# Victory Acres March Patterns

*Mounted Trail Timed, Technical Intermediate, Adult Horse, Senior Horse*



1



Star is the Camera\*\*

1. From Start Cone (Blue), Walk over Raised Poles.
2. Walk onto bridge. Halt for Count of 2. Perform a 180\* turn. Back off of bridge.
3. Walk into box and walk a right circle around the cone.
4. Exit box down straight alley. Halt when front feet reach the end. Back towards box, and around the corner (butt facing start cone at 1). Jog out of maze around the rope gate.
5. Halt at the outer side of the Rope gate, Open and walk through rope gate towards the H. Close Gate.
6. Straddle the Upper right corner of the H. Sidepass until you reach the Middle pole. Do a 90\* Forehand turn, Sidepass middle pole. Do a 90\* Haunch Turn, side pass pole and off (Bottom left corner).
7. Jog to end cone (red) and acknowledge the camera.

#### **Trail Course Guidelines:**

**Raised Poles = 12" Raise under grey circle.**

**Bridge can be flat or raised.**

**Rope gate needs to be a safe height, but can be any material.**

**Poles should be at least 8'**

**Width of Maze should be at least 4-6', no wider.**

