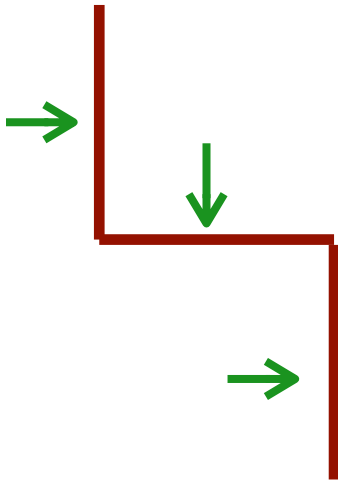


Victory Acres March Patterns

Mounted Trail Timed



1



2

3


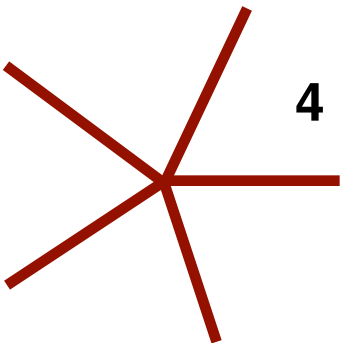


6



5

4



Star is the Camera**

- 1. From Start Cone (Blue), Side pass Right onto pole and side pass entire maze.**
- 2. Go to bridge, Get front hooves onto bridge and halt for count of 3. Go over bridge.**
- 3. Pick up Drag Rope, and Drag Tarp in a figure 8 around the 2 barrels. Complete your circles. (You may drag forwards and backwards at your discretion).**
- 4. Go around the wagon wheel.**
- 5. Go over Corner Poles.**
- 6. Halt and Back a figure 8 around the two barrels. Close both circles completely.**
- 7. Halt.**