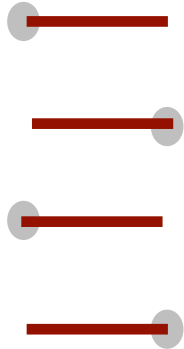
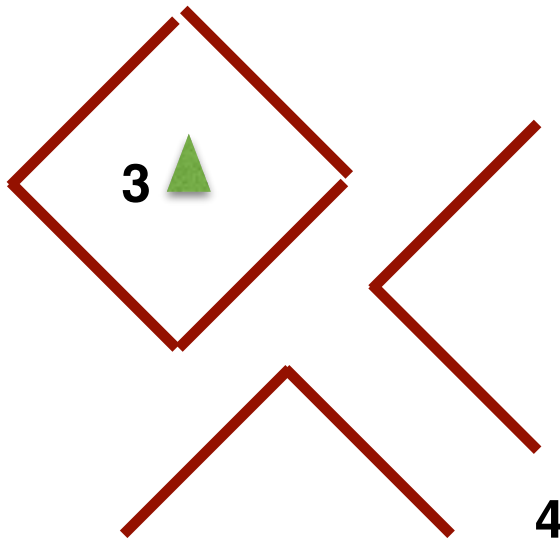
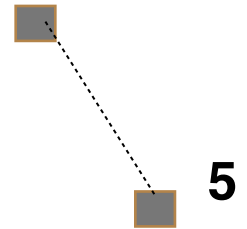



# Victory Acres March Patterns

*Mounted Trail Junior Horse, Ground Driving Intermediate*



1



Star is the Camera\*\*

1. From Start Cone (Blue), Walk over Raised Poles.
2. Walk onto bridge. Halt for Count of 2. Back off of bridge. Walk up and over bridge.
3. Jog into box and Walk a Right circle around the cone then turn around without knocking the cone over, and perform a left circle around the cone.
4. Exit box at a Walk down straight the straight alley. Halt when front feet reach the end. Back towards box and around the corner with butt facing the #1 start cone. Back until front feet reach the end. Walk forward and turn right (towards #4) out of the maze.
5. Walk to the rope gate, walk through the open rope gate towards the H.
6. Jog over the upper right corner of the H, over the lower Right corner, turn and walk over the lower left corner and over the upper left corner.
7. Walk to end cone (red) and acknowledge the camera.

**Trail Course Guidelines:**

**Raised Poles = 12" Raise under grey circle.**

**Bridge can be flat or raised.**

**Rope gate needs to be a safe height, but can be any material.**

**Poles should be at least 8'**

**Width of Maze should be at least 4-6', no wider.**